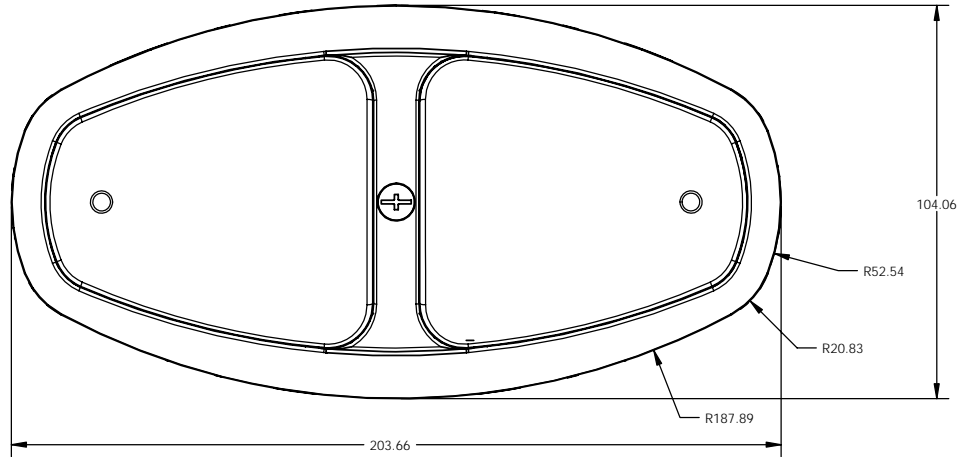


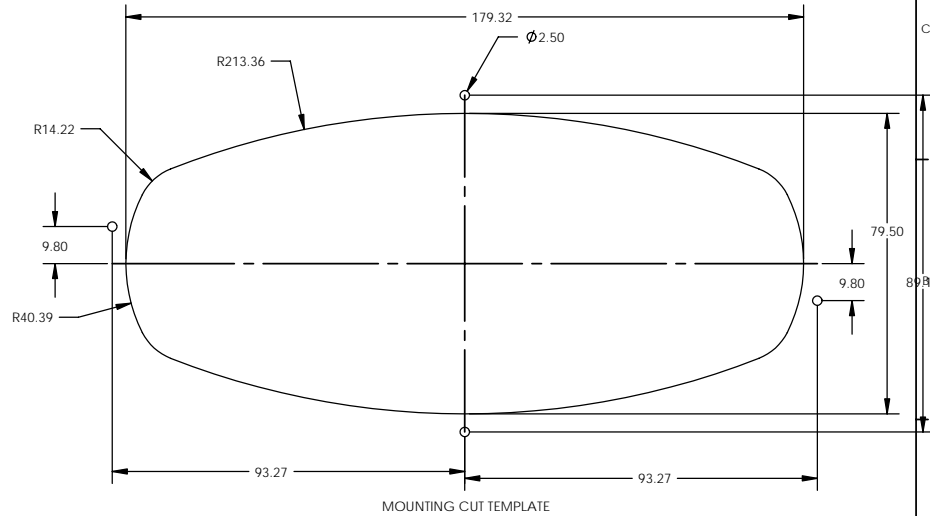
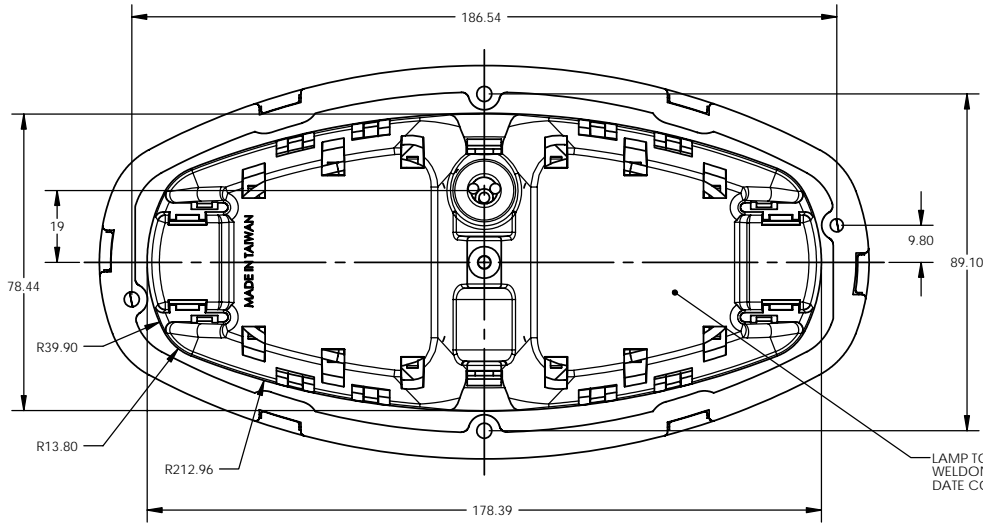
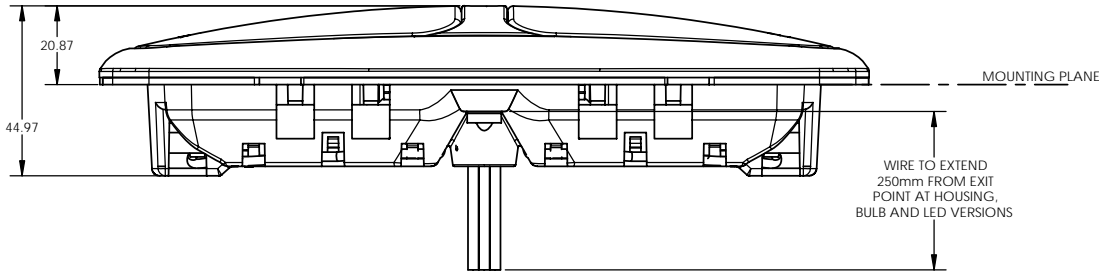
THIS DRAWING AND ALL INFORMATION CONTAINED HEREIN IS THE PROPERTY OF WELDON TECHNOLOGIES, INC. AND MAY NOT BE COPIED, REPRODUCED, OR DEVELOPED TO UNAUTHORIZED PERSONS WITHOUT THE EXPRESS WRITTEN CONSENT OF WELDON TECHNOLOGIES, INC. AS IT IS BEING PROVIDED SOLELY FOR THE CONVENIENCE OF THE USER AND SHALL BE RETURNED TO WELDON TECHNOLOGIES, INC. UPON REQUEST.

REV		DATE	DESCRIPTION	BY	DATE	APP'D
A	001	10/17/07	RELEASE	LH	10/17/07	ST



P/N	WIRE COLOR / FUNCTION CHART			
	RED	BLACK	WHITE	BLUE
808X-0000-13 808X-7000-13	+12V; POWER, SWITCHED RED AND CLEAR	GROUND	GROUND ENABLES CLEAR; OVERRIDES SWITCH POSITION	N/A
808X-1000-13 808X-8000-13	+12V; POWER, SWITCHED RED AND CLEAR	GROUND	N/A	+12V ENABLES CLEAR; OVERRIDES SWITCH POSITION

- 8080-0000-13 BLACK BEZEL, BULB, GND
- 8080-1000-13 BLACK BEZEL, BULB, +V
- 8080-7000-13 BLACK BEZEL, LED, GND
- 8080-8000-13 BLACK BEZEL, LED, +V
- 8081-0000-13 GREY BEZEL, BULB, GND
- 8081-1000-13 GREY BEZEL, BULB, +V
- 8081-7000-13 GREY BEZEL, LED, GND
- 8081-8000-13 GREY BEZEL, LED, +V



LAMP TO BE MARKED WITH WELDON P/N AND MANUFACTURING DATE CODE PER NOTE 1.

UNLESS OTHERWISE SPECIFIED DIMENSIONS ARE MILLIMETERS TOLERANCES ARE: XXX - .40/-.100 XX - .20/-.050 X - .10/-.025 ANGLES - .10°		CAD GENERATED DRAWING. DO NOT MANUALLY UPDATE.		APPROVALS		DATE	WELDON TECHNOLOGIES, INC.	
DRAWN		LH	10/1/07				CUSTOMER DRAWING	
CHECKED								DUAL PUSH-PUSH
MATERIAL		MFG. ENG.						CAB DOME LAMP
FINISH		QUAL. ENG.						GEN II
DO NOT SCALE DRAWING		PROJECT NO.		00115-1		SCALE		1:1
		PART NO.		C8080-0000-00		REV		A
		C		WELDON COMPUTER GRAPHICS		SHEET		1 OF 1