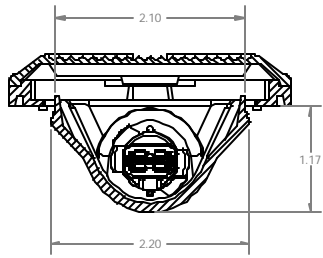
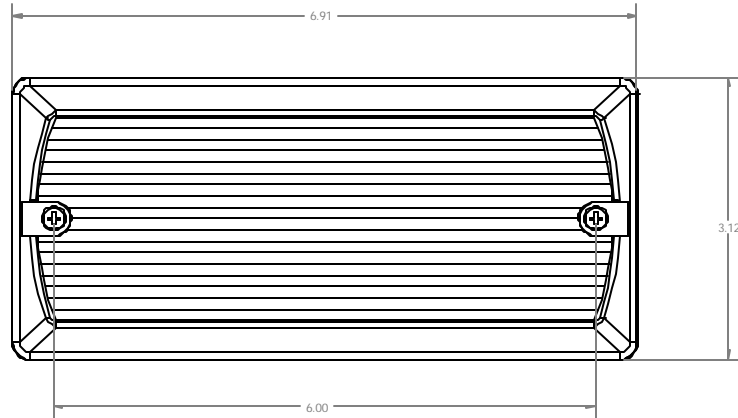
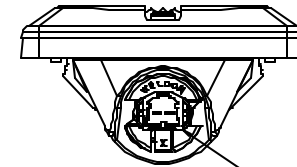
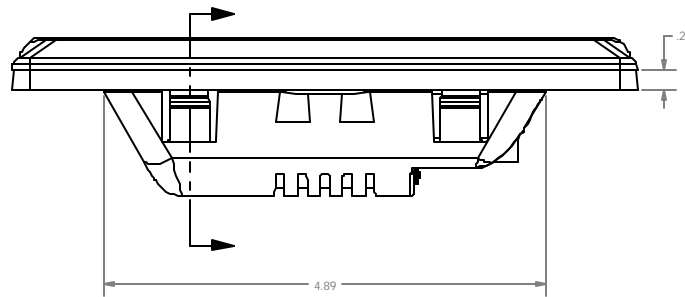


THIS DRAWING AND ALL INFORMATION CONTAINED HEREIN IS THE PROPERTY OF WELDON TECHNOLOGIES, INC. AND IS NOT TO BE REPRODUCED OR TRANSMITTED IN ANY FORM OR BY ANY MEANS, ELECTRONIC OR MECHANICAL, INCLUDING PHOTOCOPYING, RECORDING, OR BY ANY INFORMATION STORAGE AND RETRIEVAL SYSTEM, WITHOUT THE WRITTEN PERMISSION OF WELDON TECHNOLOGIES, INC. UPON REQUEST.

REV		DESCRIPTION	BY	DATE	APVD
1	08420	RELEASE FOR REFERENCE	TR	3/20/03	
WELDON					



BULB NOT SHOWN FOR CLARITY

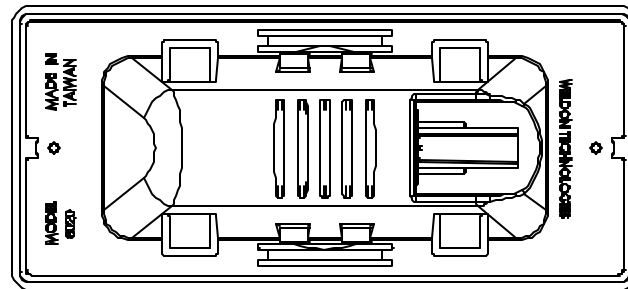
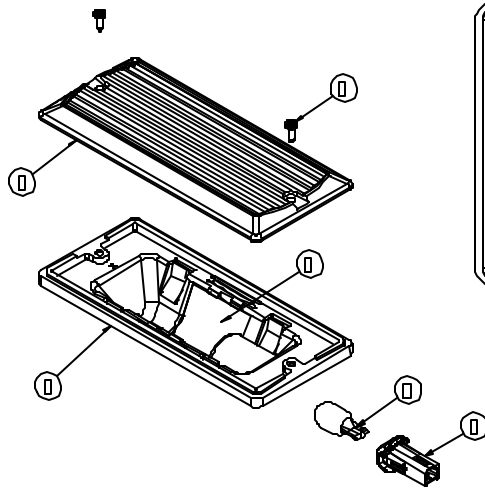


INTEGRAL CONNECTOR GEOMETRY - ACCEPTS AMP CONNECTOR #174463



PANEL CUT-OUT DIMENSIONS

PANEL THICKNESS	"W"
0.030 - 0.050	2.050 - 2.130
0.050 - 0.080	2.060 - 2.145
0.080 - 0.120	2.070 - 2.165
0.120 - 0.140	2.080 - 2.185



ITEM	PART NUMBER	DESCRIPTION	8020-0003-30 QTY	8020-0103-30 QTY
1	0B10-1465-00	HOUSING, NYLON - GLASS FILLED, WHITE	1	1
2	0C50-1541-00	ALUMINUM REFLECTOR	1	1
3	9018-0035-00	BULB, #906, WEDGE BASE, T5, 6CP	1	-
3	0E13-1469-00	BULB, #912, WEDGE BASE, T5, 12CP	-	1
4	0K90-1466-00	SOCKET, WEDGE BASE W/ INTEGRAL AMP CONN	1	1
5	8004-0000-30	LENS, IMPACT MODIFIED ACRYLIC, CLEAR	1	1
6	0F20-1453-10	SCREW	2	2

UNLESS OTHERWISE SPECIFIED DIMENSIONS ARE IN INCHES TOLERANCES ARE:  
 X.XXX - .005  
 X.XX - .010  
 X.X - .020  
 ANGLES - .5°

CAD GENERATED DRAWING DO NOT MANUALLY UPDATE

APPROVALS DATE  
 DRAWN 6/18/02  
 CHECKED  
 MFG ENG  
 FINISH  
 QUAL ENG

DID NOT SCALE DRAWING PROJECT NO. 00156 SCALE 1:1 WELDON COMPUTER GRAPHICS SHEET 1 OF 1

WELDON TECHNOLOGIES, INC.

8020 SNAP-IN DOME LAMP AMP CONNECTOR CUSTOMER SPEC DRAWING

C8020-0003-00