





**Assembly Notes:**

-  Use Parker O-Ring lubricant or equivalent petroleum based lubricant
-  Use Loctite 222 or Permabond 113
-  Use Low-Temp Lubriplate
-  Torque to 40 in/lbs.

**“IMPORTANT”  
INSTALLATION INSTRUCTIONS  
STYLE 5077**

The Style 5077 has a full time swivel and must be locked in place as follows:

1. Thread the nozzle onto the monitor outlet.
2. Rotate the motor into required location.
3. Tighten the socket head set screw in the side of the swivel using a  $\frac{3}{16}$ " hex wrench.
4. Plug in motor connector.

**MAXIMUM OPERATING PRESSURE: 200 PSI.**  
**FLOW RATING: 250-1000 OR 250-1250 GPM AT 80 PSI.**

**WARNING:** The electrical control system must incorporate a current limiting circuitry set for a maximum of 3 amps for 12 volts (1.5 amps for 24 volts). Without circuitry set motor may become inoperable if stalled during operation.



**STYLE 5077**  
**ELECTRICALLY CONTROLLED AKROMATIC® NOZZLE**  
**WITH MANUAL OVERRIDE**  
**TECHNICAL SERVICE PARTS LIST**

ITEM NO.	DESCRIPTION	PART NUMBER	QUANTITY
1	Identification Band	704476	1
2	Turbine Retaining Ring	108362	1
3	Pattern Sleeve	108378	1
4	Lock Nut	734084	1
5	Throat	108380	1
6	Swivel (2-1/2" NH)**	101420	1
6	Swivel (3-1/2" NH)**	109525	1
7	Swivel Gasket (2-1/2")	717043	1
7	Swivel Gasket (3-1/2")	714023	1
8	Ball Bearings	***	39
9	Swivel Plug (2-1/2")	742023	1
9	Swivel Plug (3-1/2")	765186	1
10	Pattern Stop	769509	1
11	Baffle Assembly	50680001	1
12	O-Ring	757102	1
13	Socket Head Set Screw	767103	3
14	Turbine Teeth	773062	1
15	O-Ring	757319	1
16	Spacer	768257	1
17	Screw Housing	108377	1
18	Button Head Screw	766052	1
19	O-Ring	757293	1
20	O-Ring	757055	1
21	Tube Guide	108379	1
22	Drive Screw	767135	1
23	O-Ring	757048	1
24	Ball Bearings (Stainless Steel)	704018	24
25	Gear	718226	1
28	Housing	119498	1
29	Socket Head Set Screw	765134	1
30*	Socket Head Cap Screw	765150	4
31	12V Motor Assembly	50770028	1
31	24V Motor Assembly	50770029	1
32*	O-Ring	757056	1
33*	O-Ring	757112	1
34*	Roll Pin	744341	1
35*	Worm Gear	785021	1
36	Hex Nut	734061	1
37	Socket Head Cap Screw	763038	2
Not Shown	24V CE Tag	773317	1
Not Shown	O-Ring for 3 1/2" Swivel	757087	1
38	Roll Pin	744288	1
39	Retaining Ring	758192	1
40	Key	727050	1
41	O-Ring	757330	1
42	Override Collar	119500	1
43	Ball Bearing	709018	1
44	Override Shaft	119498	1
45	Detent Spring	768283	1
46	O-Ring	757282	1

\* Items included in motor assembly Item 31

\*\*For other threads order by description and thread size (ODM and TPI) or by Akron Thread Code.

\*\*\*Packet of 50 Ball Bearings - P/N 109041

†Motor assembly includes asterisk items.



PHONE: 330.264.5678 or 800.228.1161 | FAX: 330.264.2944 or 800.531.7335 | akronbrass.com

REVISED: 7/11

WARRANTY AND DISCLAIMER: We warrant Akron Brass products for a period of five (5) years after purchase against defects in materials or workmanship. Akron Brass will repair or replace product which fails to satisfy this warranty. Repair or replacement shall be at the discretion of Akron Brass. Products must be promptly returned to Akron Brass for warranty service.

We will not be responsible for: wear and tear; any improper installation, use, maintenance or storage; negligence of the owner or user; repair or modification after delivery; damage; failure to follow our instructions or recommendations; or anything else beyond our control. WE MAKE NO WARRANTIES, EXPRESS OR IMPLIED, OTHER THAN THOSE INCLUDED IN THIS WARRANTY STATEMENT, AND WE DISCLAIM ANY IMPLIED WARRANTY OF MERCHANTABILITY OR FITNESS FOR ANY PARTICULAR PURPOSE. Further, we will not be responsible for any consequential, incidental or indirect damages (including, but not limited to, any loss of profits) from any cause whatsoever. No person has authority to change this warranty.

© Akron Brass Company. 2011 All rights reserved. No portion of this can be reproduced without the express written consent of Akron Brass Company.