

# Electrical Supply

## Heavy Duty Extension Cord

Akron Brass' Heavy Duty Power Cord is ideal for use with all your portable electrical requirements. This Seoprene 105 power cord is offered in either Black or Yellow colored jackets, 300 or 600-volt construction, custom lengths, and your choice of grounded plugs and connectors. Akron's Heavy Duty Cords are ideal for use on fire grounds, rescue scenes or any place you require durable, high quality, power cords.

- Superior durability
- Water & oil resistant
- UL listed
- CSA approved STW or SJTW
- MSHA approved for flame resistance
- Meets Federal Spec. JC-580B



Black Extension Cord



Yellow Extension Cord

The yellow cord has better visibility and is 25% more abrasion resistant


P/N	Wire Gauge	Voltage	Wire Type	Normal Od	Wt. Per 100'	Color
143B300	14/3	300	SJEOW	.370 (9 mm)	8#	Black
123B300	12/3	300	SJEOW	.435 (11 mm)	12#	Black
103B300	10/3	300	SJEOW	.580 (15 mm)	20#	Black
143B600	14/3	600	SEOW	.525 (13 mm)	14#	Black
123B600	12/3	600	SEOW	.595 (15 mm)	19#	Black
103B600	10/3	600	SEOW	.655 (17 mm)	24#	Black
104B600	10/4	600	SEOW	.705 (18 mm)	30#	Black
083B600	8/3	600	SEOW	.700 (18 mm)	33	Black
084B600	8/4	600	SEOW	.783 (20 mm)	43	Black
143Y300	14/3	300	SJEOW	.391 (10 mm)	8#	Yellow
123Y300	12/3	300	SJEOW	.460 (12 mm)	12#	Yellow
103Y300	10/3	300	SJEOW	.599 (15 mm)	20#	Yellow
143Y600	14/3	600	SEOW	.556 (14 mm)	14#	Yellow
123Y600	12/3	600	SEOW	.635 (16 mm)	19#	Yellow
103Y600	10/3	600	SEOW	.695 (18 mm)	24#	Yellow
104Y600	10/4	600	SEOW	.735 (19 mm)	30#	Yellow
083Y600	8/3	600	SEOW	.742 (19 mm)	33	Yellow
084Y600	8/4	600	SEOW	.830 (21 mm)	43	Yellow

## Circuit Ampacity / Cord Length

Circuit Ampacity	50 Ft (15m)	100 Ft (30m)	150 Ft (45m)	200 Ft (60m)	250 Ft (75m)	300 Ft (90m)
5	16	16	16	16	16	14
7.5	16	16	16	16	16	14
10	16	16	16	16	14	14
15	14	14	14	14	12	12
20	12	12	12	12	12	10
25	12	12	12	12	10	10
30	10	10	10	10	10	10
35	8	8	8	8	8	8
40	8	8	8	8	8	8
50	6	6	6	6	6	6

## Gang Boxes

For the departments that do not require the sturdiness of The Junction Box, Akron Brass offers single and double Gang Boxes. Single Gang Boxes are available with 5-15 or L5-15 duplex receptacles or 5-20 GFCI duplex receptacles. Duplex Gang Boxes are available with your choice of any two 15 or 20-amp straight blade or twist lock receptacles.



## Pigtails

Let Akron Brass make pigtails for your equipment. We offer a wide selection of plugs and connectors to create the perfect pigtail for your apparatus shoreline or pigtails to match neighboring departments. (Caution: There is a risk of overrating the plugs or connectors when two different amperages are used.)



# Junction Box

The Akron Brass Junction Box is a must have on every apparatus, as it provides easy distribution of power for all your electrical needs on the fire ground. The Junction Box's durable design utilizes a heavy duty powder coated aluminum housing with a large integral handle and internally backlit faceplates. This makes the Junction Box easy to carry with excellent visibility, allowing easy electrical connection in the darkest conditions. Akron Brass Junction Boxes can be custom configured to meet your department's needs. Inlet options include: a flanged inlet plug, a 12" pigtail with any grounded NEMA plug configurations, or pre-wired for hard wiring the unit onto a cord reel or electrical cord set. Outlet receptacle options include any NEMA configurations for each of the four receptacles.

- Durable powder coated aluminum construction
- Backlit faceplates
- Custom configurations
- Easy to carry
- UL listed plugs and receptacles
- Meets NFPA requirements
- 9 1/4" L x 5 1/2" W x 8 1/2" H
- Standard color: Gray unless specified

#### Additional Options

- 30 Amp or dual inlet configurations
- GFCI protected receptacles
- 15, 20 or 30 amp circuit breakers
- Custom powder paint (yellow, red, white, or black)
- Rubber feet
- Wire mesh cord grip



EJB-MT - can mount a Junction Box on its side or upside down



Junction Box with EJB-VMT Mounting Bracket



Junction Box with EJB-MT Mounting Bracket

Junction Box with EJB-HMT Mounting Bracket




Junction Box ready for Direct Wiring



EJB-HANGER Junction Box Hanger

EJB-CUSTOM-CB Junction Box with 4 circuit breakers


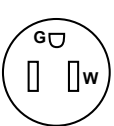
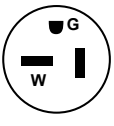
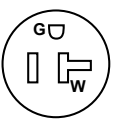




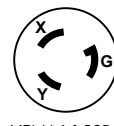



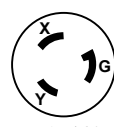




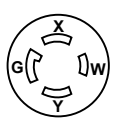




Junction Box with Pigtail and Plug

#### JUNCTION BOX OPTIONS

JUNCTION BOX OPTIONS	
EJB- MT	Apparatus Mounting Bracket Set
EJB-VMT	Vertical Mounting Bracket, powder painted White (Black, Yellow or Red available upon request)
EJB-VMT-TP	Aluminum treadplate vertical mounting bracket
EJB-HMT	Horizontal Mounting Bracket, powder painted White (Black, Yellow or Red available upon request)
EJB-HMT-TP	Aluminum treadplate horizontal mounting bracket
EJB-Hanger	Junction Box Hanging Strap; allows hanging on ladders, out of water.
EJB-GFI	Household duplex receptacle (Note: The GFCI receptacle will be wired first making all down stream receptacles protected unless requested otherwise).
BK-1	First circuit breaker with weatherproof snap cover; specify 15, 20 or 30 amp (Not available with EJB-MT).
BK-2-3-4	Second, third and fourth circuit breaker after the first breaker is ordered.
EJB-RF	Four black rubber feet on bottom of the Junction Box
EJB-PP	Powder coating the Junction Box; specify Yellow, Red, White or Black.
134-CG	One foot pigtail with a wire mesh cord grip; replaces standard strain relief.
L5-30 or L6-30	3-wire, 30 AMP plug, receptacle or recessed flanged inlet
L14-20	4-wire, 20 AMP plug, receptacle or recessed flanged inlet
L14-30	4-wire, 30 AMP plug, receptacle or recessed flanged inlet



NEMA Number Plug	NEMA Number Connector	P/N	Description	
 NEMA 5-15P		202-PG	Household plug	15 AMP, 125V
		212-CN	Household connector	15 AMP, 125V
		222-R	Household single receptacle	15 AMP, 125V
		222-R/D	Household duplex receptacle	15 AMP, 125V
		232-FI	Household flanged inlet plug	15 AMP, 125V
 NEMA 5-20P		209-PG	Household plug	20 AMP, 125V
		219-CN	Household connector	20 AMP, 125V
		229-R	Household single receptacle	20 AMP, 125V
		229-R/D	Household duplex receptacle	20 AMP, 125V
		239-FI	Household flanged inlet plug	20 AMP, 125V
 NEMA L5-15P		203-PG	Twist lock plug	15 AMP, 125V
		213-CN	Twist lock connector	15 AMP, 125V
		223-R	Twist lock single receptacle	15 AMP, 125V
		223-R/D	Twist lock duplex receptacle	15 AMP, 125V
		233-FI	Twist lock flanged inlet plug	15 AMP, 125V
 NEMA L5-20P		204-PG	Twist lock plug	20 AMP, 125V
		214-CN	Twist lock connector	20 AMP, 125V
		224-R	Twist lock single receptacle	20 AMP, 125V
		234-FI	Twist lock flanged inlet plug	20 AMP, 125V
 NEMA L6-20P		205-PG	Twist lock plug	20 AMP, 250V
		215-CN	Twist lock connector	20 AMP, 250V
		225-R	Twist lock single receptacle	20 AMP, 250V
		235-FI	Twist lock flanged inlet plug	20 AMP, 250V
 NEMA L5-30P		208-PG	Twist lock plug	30 AMP, 125V
		218-CN	Twist lock connector	30 AMP, 125V
		228-R	Twist lock single receptacle	30 AMP, 125V
		238-FI	Twist lock flanged inlet plug	30 AMP, 125V
 NEMA L6-30P		206-PG	Twist lock plug	30 AMP, 250V
		216-CN	Twist lock connector	30 AMP, 250V
		226-R	Twist lock single receptacle	30 AMP, 250V
		236-FI	Twist lock flanged inlet plug	30 AMP, 250V
 NEMA L14-20P		701-PG	Twist lock plug	20 AMP, 125/250V
		711-CN	Twist lock connector	20 AMP, 125/250V
		721-R	Twist lock single receptacle	20 AMP, 125/250V
		731-FI	Twist lock flanged inlet plug	20 AMP, 125/250V
 NEMA L14-30P		703-PG	Twist lock plug	30 AMP, 125/250V
		713-CN	Twist lock connector	30 AMP, 125/250V
		723-R	Twist lock single receptacle	30 AMP, 125/250V
		733-FI	Twist lock flanged inlet plug	30 AMP, 125/250V
 WEATHER PROOF PLUG & COVER	 WEATHER PROOF CONNECTOR COVERS	150-RB	15 AMP connector boot	15 AMP
		151-RB	15 AMP plug boot	15 AMP
		152-RB	20/30 AMP connector boot	20/30 AMP
		153-RB	20/30 AMP plug boot	20/30 AMP

